



MONITORING REPORT

ULIS

UNITED LOTTERIES FOR
INTEGRITY IN SPORTS



2023 Monitoring Report

Key Highlights

- ULIS issued a total of 755 alerts to members
- 22'000 more matches monitored compared to 2022
- Matches with red alerts (322) represent 0.08 % of the total matches monitored
- Club Friendly matches received the most number of red alerts per category
- Football represents 81% of the alerts
- Europe becomes the continent that has the highest percentage of the total alerts (49%) proportionally

In 2023, ULIS issued a total of 755 alerts to members (an increase of 24% compared with the previous year). From this total, 322 were red alerts that indicated a high probability of match manipulation. In order to protect the integrity of sports competitions, ULIS relies on its monitoring platform to detect suspicious matches, as well as its extensive collaboration and information exchange with members and partners. Once again, football, accounted for the majority of alerts, representing 81% of total alerts. However, compared to 2022, a wider variety of sports competitions were identified as being potentially manipulated. Ten other sports accounted for the remaining 19% of alerts this year, with basketball ranking second and tennis third in terms of the number of alerts.

Geographically speaking, most of the alerts occurred in Asia and Europe, with 83% of total alerts generated for competitions taking place on one

of these two continents. However, in Asia the number of alerts remained similar to 2022 despite the fact that, in proportion to the total amount, there was a significant decrease in matches with alerts from 42% in 2022 to 34% in 2023. This resulted in Europe becoming the most affected continent, accounting for 49% of the total alerts in 2023, compared with 38% in 2022.

Increase of red alerts

In 2023, ULIS issued 24% more alerts than in 2022 (an increase from 611 to 755). Notably, there was a surge in red alerts, which indicated a high probability that matches were manipulated. Although the number of red alerts increased from 142 in 2022 to 322 in 2023, this represents only 0.08 % of the total matches monitored. Club Friendly matches received the most number of red alerts per category. ULIS categorizes all monitored competitions into 5 categories: Top tier, second tier, third tier or below, Club Friendlies and Youth competitions. On average, two Club Friendlies matches out of 1000 matches were highly suspicious. Second and third tier or below combined accounted for almost 70% of the red alerts.

Several factors may explain the rise in the detection of highly suspicious matches. Firstly, ULIS monitored 22'000 more matches in 2023 compared with 2022. In addition, ULIS has increased investments in resources for monitoring, detecting, and reporting suspicious matches. Also, the ongoing development of trustworthy collaboration within the ULIS network may have played a role in the increase of overall alerts including red. Finally, we cannot exclude that there could have been an increase in attempts of crime syndicates to manipulate more matches.

More information and request sharing within the ULIS network

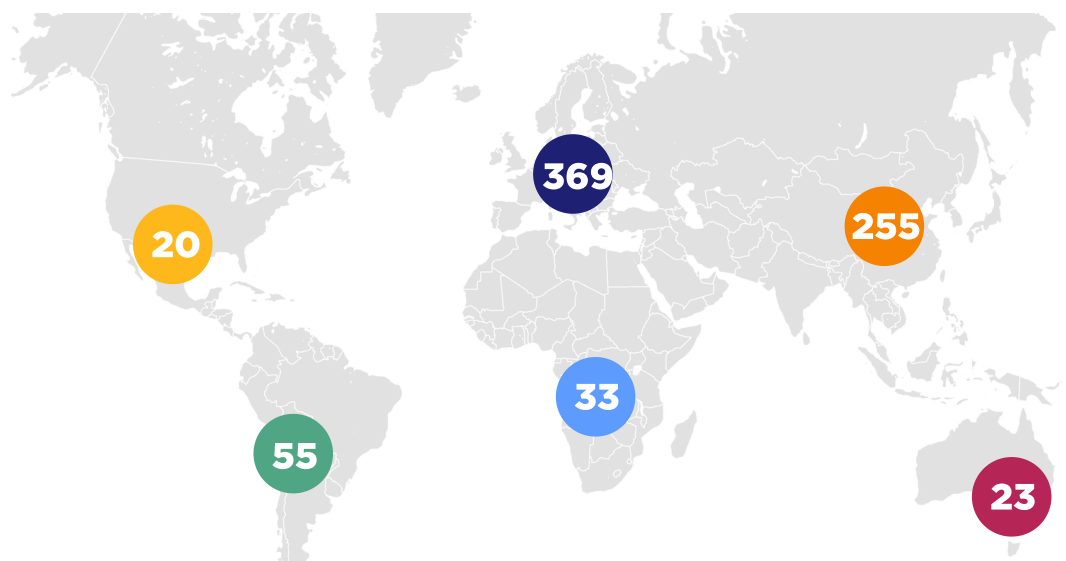
Effective collaboration between members and partners in the ULIS network continued to grow, stimulated by the organization's investments and new strategy. As a consequence, more information has been exchanged and resulted in an 18% increase of alerts compared to 2022, based on information provided or requested by ULIS members and partners. These alerts were often triggered by concerns about the integrity of matches, due to information available or irregularities in the sportsbooks. ULIS produces integrity reports with full analysis of the competition, to support member and partner internal procedures, if sufficient information is available that could compromise the integrity of a sports event, or upon request.

Strong increase in the production of Integrity Reports

ULIS produced 76 Integrity Reports in 2023 to support the integrity work and investigations of members and partners, which represents 31 more reports, compared with 2022. This was partly due to more contributions of information from members regarding match integrity concerns. There was also an increase in report requests from members and partners, which also reflects the credibility and professionalism of ULIS and its team.



Alerts generated in 2023



NORTH AMERICA

- Football 10
- Martial Art 1
- E-Sport 3
- Tennis 1
- Basketball 2
- Table Tennis 2
- Ice Hockey 1

SOUTH AMERICA

- Football 49
- E-Sport 6

EUROPE

- Football 268
- Tennis 29
- Basketball 26
- Table Tennis 21
- Handball 9
- Volleyball 6
- E-Sport 5
- Beach Soccer 2
- Ice Hockey 2
- Beach Volleyball 1

AFRICA

- Football 28
- Tennis 3
- Table Tennis 2

ASIA

- Football 234
- Basketball 14
- E-Sport 5
- Handball 1
- Volleyball 1

OCEANIA

- Football 22
- Tennis 1

ALERTS BY SPORT

Football
611
alerts



Basketball
42
alerts



Tennis
34
alerts



Table Tennis
25
alerts



E-Sport
19
alerts



Handball
10
alerts



Volleyball
7
alerts



Ice Hockey
3
alerts



Beach Soccer
2
alerts



Beach Volleyball
1
alert



Martial Arts
1
alert

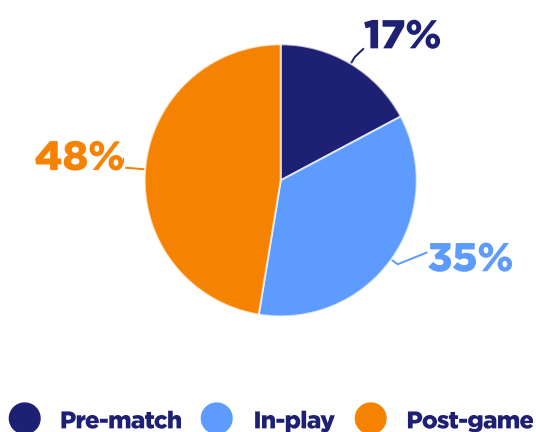




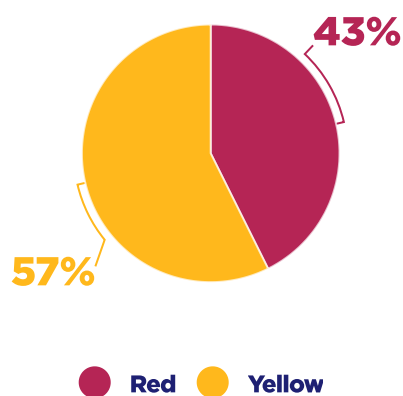
Alerts & Trends

- Of the 755 alerts generated in 2023, 130 alerts occurred before the start of the match, 267 in-play and 358 post-match.
- There were 322 red alerts and 433 yellow alerts.
- 108 green notifications were shared with members. While those matches had strong market deviations there were good reasons for showing a very low integrity risk. No green notifications are shown here, as the focus is on the number of potentially suspicious cases.

TIMING OF ALERTS



TYPE OF ALERTS



Alerts compared to 2022

- ULIS issued 24% more alerts than in 2022 (an increase from 611 to 755). This could be for several reasons. First of all ULIS monitored more matches. In 2023 we monitored 22'000 more matches than 2022. In addition, ULIS has increased investments in resources for monitoring, detecting, and reporting suspicious matches. Also, the development of trustworthy collaboration within the ULIS network may have played a role in the increase of overall alerts including red alerts. Finally, we cannot exclude an increase in attempts of crime syndicates to manipulate more matches.





Alerts sent to partners

- In 2023 a total of 334 alerts were shared with partners. When compared to 2022, there was an increase of 115%.
- In total 313 matches were shared with partners for further investigations, while 23 matches were shared with multiple partners, making the total number of alerts (334) higher than the number of matches (313).



*Other partners are ITIA, ESIC, National Gaming Regulators, National Sports Federations, Law Enforcement Agencies, etc.

Integrity Reports produced in 2023

- ULIS generated a total of 76 reports, of which 36 were requested by members/partners.
- The total number of reports generated in 2023 (76 reports) was higher than the number in 2022 (45 reports).
- The increase in reports produced was partly due to more contributions of information from members regarding match integrity concerns. There was also an increase in reports requests from members and partners which also reflects the credibility and professionalism of ULIS and its team.

