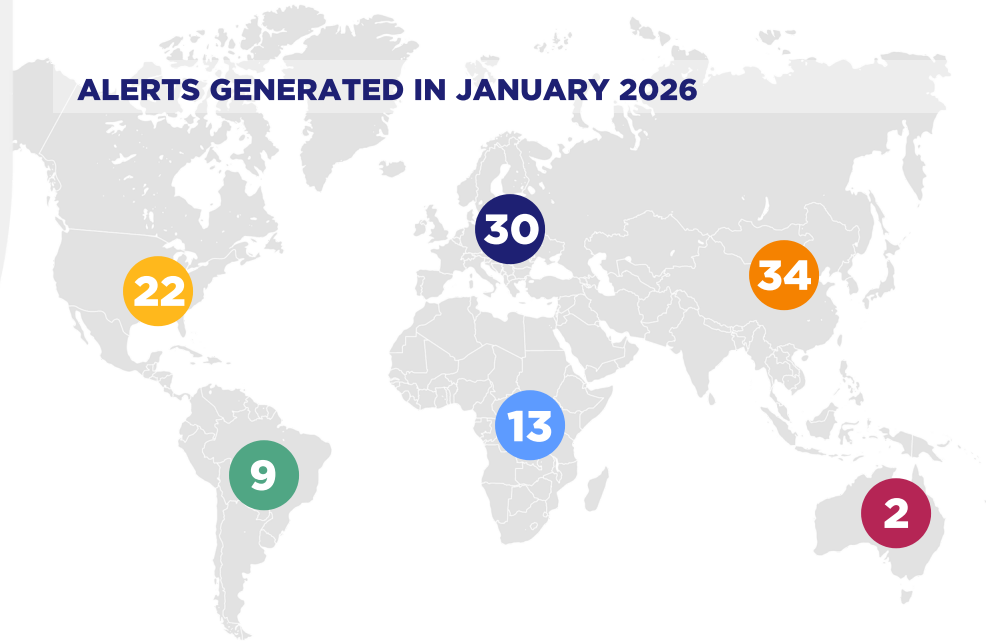


ULIS MONTHLY MONITORING REPORT & UPDATE

JANUARY 2026



NORTH AMERICA

- Football **16**
- Basketball **6**

SOUTH AMERICA

- Football **7**
- Basketball **1**
- E-Sport **1**

EUROPE

- Football **20**
- E-Sport **5**
- Basketball **3**
- Ice Hockey **1**
- Rugby **1**

AFRICA

- Football **13**

ASIA

- Football **30**
- Basketball **2**
- E-Sport **1**
- Volleyball **1**

OCEANIA

- Cricket **2**

ALERTS BY SPORT

Football

86
alerts

Basketball

12
alerts

E-Sport

7
alerts

Cricket

2
alerts

Ice Hockey

1
alert

Rugby

1
alert

Volleyball

1
alert

Overview

Timing &
Distribution

Analysis

Network

TIMING AND DISTRIBUTION OF ALERTS

Overview

Timing &
Distribution

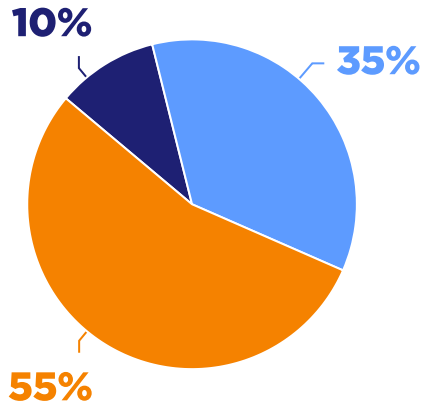
Analysis

Network

DETAILED NUMBERS

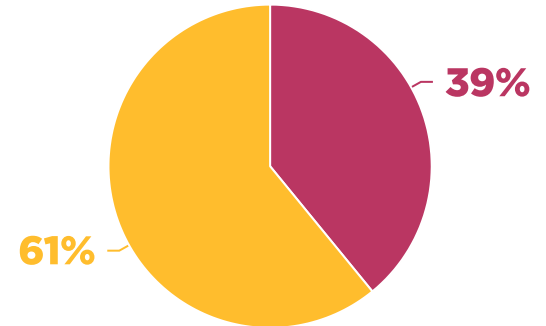
- Of the 110 alerts generated in January 2026, 11 alerts occurred before the start of the match, 39 in-play and 60 post-match.
- There were 43 red alerts and 67 yellow alerts.
- We have shared 41 alerts to our partners.
- ULIS generated a total of 6 integrity reports, 1 was requested by members / partners.

TIMING OF ALERTS



● Pre-match ● In-play ● Post-game

ALERTS COLOUR DISTRIBUTION



● Red ● Yellow



For additional information on ULIS methodology and classification of alerts

ANALYSIS

Overview

Timing &
Distribution

Analysis

Network

TRENDS

- The number of alerts shared in January 2026 was more than that in December 2025.
- This month saw our highest volume of requests handled in a month of all time. Information and requests from partner and member accounted for 53 of the total alerts shared.
- There was a significant increase in concern related to football in North America and Africa.
- 40% of the alerts were related to top-tier tournaments.
- We shared more alerts related to different sports, including ice hockey, rugby, volleyball and cricket, thanks to members' and partners' information.

