

ULIS MONTHLY MONITORING REPORT & UPDATE

February 2023

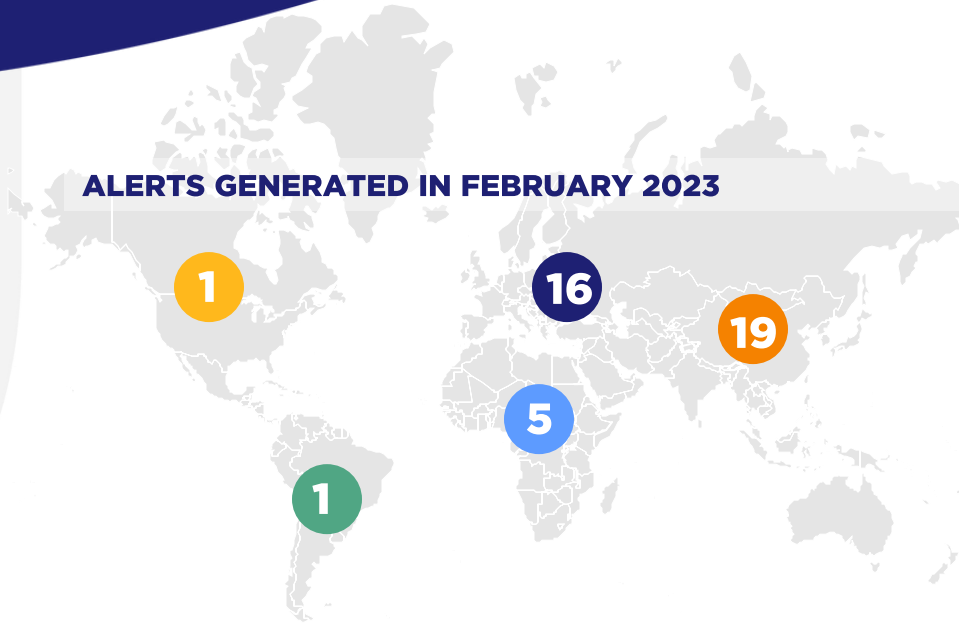
Overview

Timing &
Distribution

Analysis

Network

ALERTS GENERATED IN FEBRUARY 2023



NORTH AMERICA

 Football 1

SOUTH AMERICA

 Football 1

EUROPE

 Football 10

 Basketball 4

 Handball 1

 E-sport 1

AFRICA

 Football 5

ASIA

 Football 15

 Basketball 3

 E-sport 1

ALERTS BY SPORT

Football

31
alerts 

Basketball

7
alerts 

E-Sport

2
alerts 

Handball

1
alerts 

Volleyball

1
alerts 

TIMING AND DISTRIBUTION OF ALERTS

Overview

Timing &
Distribution

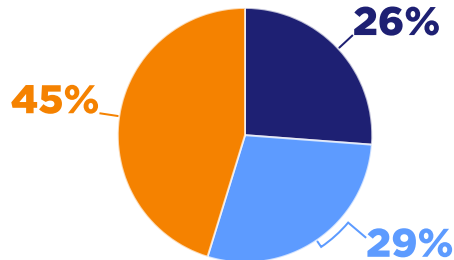
Analysis

Network

DETAILED NUMBERS

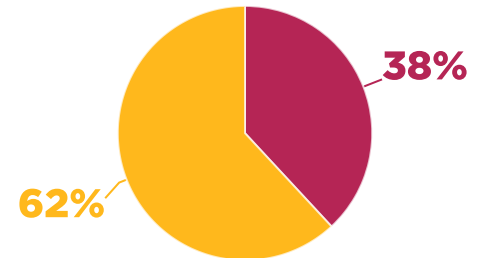
- Of the 42 alerts generated in February 2023, 11 alerts occurred before the start of the match, 12 in-play and 19 post-match.
- There were 16 red alerts and 26 yellow alerts.
- We have shared 18 alerts to our partners.
- ULIS generated a total of 7 integrity reports, 5 of them were requested by members/partners.

TIMING OF ALERTS



● Pre-match ● In-play ● Post-game

ALERTS COLOUR DISTRIBUTION



● Red ● Yellow

REASONS FOR TRIGGERED ALERTS

Overview

Timing &
Distribution

Analysis

Network

TRENDS

- We have shared similar amounts of alerts in February 2023 compared to January 2023. We see a large increase of alerts in basketball thanks to partners' information.
- We have shared slightly fewer red alerts compared to January 2023 due to reduced number of suspicious handball matches. In February 2023, all red alerts are related to football.
- In February 2023, Asian football corresponds to the majority of red alerts, mainly coming from the lower tier Hong Kong football matches.
- We have shared more alerts compared to February 2022, especially for the red alerts. There were 16 red alerts in February 2023 while 7 red alerts in 2022.

